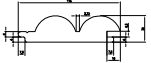




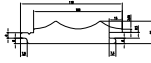




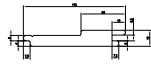
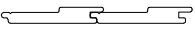
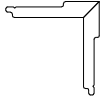


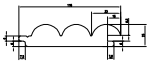


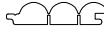

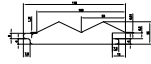



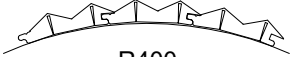
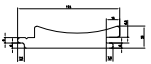
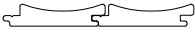
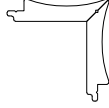


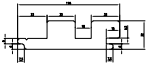
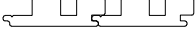
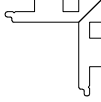

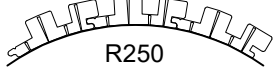
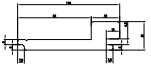
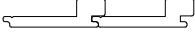
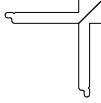

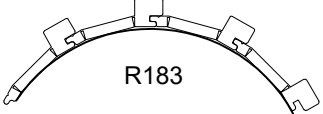
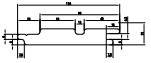
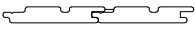
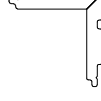


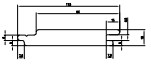
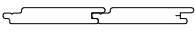
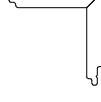



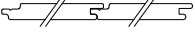
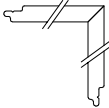


1	2	3	4	5	6
PROFILE	PROFILE DIMENSIONS	MATING DETAIL	CORNER DETAIL	CURVING PROFILE	MIN/MAX CONCAVE/CONVEX CURVING EXAMPLE
ARC					 R170
FLUTE 2					 R370
STEP					 R218
ARC 3					 R170
RIDGE 2					 R400
FLUTE					 R530
BATTEN					 R250
BOARD & BATTEN					 R183
GROOVE 50					 R180
GROOVE 100					 R218
GROOVE 300				TO BE FABRICATED ONSITE.	

This drawing is copyright ©,
for reference purposes only and
is not to scale.

MODULO PANEL
by screenwood

DRN BY	Daniel C
CHD BY	TR
APP BY	TR
DATE	07.02.22

DESCRIPTION
MODULO PANEL SUMMARY

DRG.NO
CAV001

REV.
B

1

2

3

4

5

6