

VISTELLE[®]
STYLED BY YOU

DIY KITCHEN SPLASHBACKS



Vistelle[®] is a high gloss DIY panel
perfect for Kitchen Splashbacks

www.vistelle.com

revolution 
revolutionwoodpanels

Vistelle[®] panels are the perfect DIY solution to create your dream kitchen

Vistelle panels are a true DIY solution for your kitchen – easy to handle, affordable, and able to be cut, drilled and shaped with standard woodworking tools!

Vistelle can even be installed over existing wall finishes, cutting down installation time dramatically. Vistelle is waterproof, and its perfectly smooth surface is very easy to clean, with no harsh chemicals required.

Highly versatile, Vistelle is ideal for Vanity Splashbacks, Bathrooms, Shower Walls, Kitchen Splashbacks and more. Almost any vertical indoor application is suitable for Vistelle!

Vistelle – the solution for easy DIY high gloss bathrooms and kitchens.

FEATURES

- Easy DIY installation
- Superior flatness and exceptional high gloss
- 10 year indoor UV warranty
- Waterproof and easy to clean

KITCHEN SPLASHBACKS

Vistelle Kitchen Splashbacks are perfect for refreshing your kitchen with the latest high gloss look. They feature a unique panel size, created to cover long bench areas with minimal joins.

If used behind a gas cooktop then a Glass Gas Panel is required. A minimum clearance of 50mm between the rear edge of the cooktop and the face of the glass panel is needed.





PANEL SIZE

Splashback Panel Size 2600mm x 760mm x 4mm

Bathroom Panel Size 2440mm x 1220mm x 4mm

Vistelle Kitchen
Splashback





AVAILABLE IN SIX STUNNING COLOURS

Arctic

Glacier

Mocha

Blue Atoll

Rouge

Carbon



THE ENVIRONMENT & VISTELLE

Vistelle is formulated to have as minimal impact on the environment as possible.

The Vistelle manufacturing process does not release any harmful emissions to the environment. Vistelle is hygienic and does not promote bacterial growth or transmission, making it a safe and healthy choice for your home.



CLEANING VISTELLE PANELS

Because Vistelle is user friendly and environmentally engineered, we have created a surface where soap scum, calcium build up, mould and bacteria can be simply wiped away – no need for harsh chemicals.

With Vistelle, cleaning is simple. Best results are achieved by using a soft micro-fibre cloth or chamois with a non-abrasive soap or common household detergent in warm water.



ALSO AVAILABLE

Vistelle Bathroom Panels and Vanity Splashbacks are the perfect solutions for your bathroom, available in various sizes. They feature a high gloss surface making it a great addition to your bathroom.

Check out the Vistelle Bathroom Panels and Vanity Splashbacks brochure for more information

VISTELLE INSTALLATION GUIDE

Vistelle is easy and quick to install into any kitchen, bathroom or vertical wall application – adding value and style.

Installation Materials:

- Neutral cure translucent silicone
1 x 300g tube per panel.
- Double sided mounting tape 12mm wide
8m of tape per panel.

1. Area Preparation

Ensure the walls are smooth, clean and dry. All substrate wall linings must be sealed at the joints with silicone or waterproofing compound.

2. Measuring and Marking Out

Measure the walls and mark up the panels.



3. Panel Installation

- Adhere two horizontal strips of double sided tape. Press and cure for 24 hours.
- Apply a 6mm bead of translucent neutral cure silicone in a wavy pattern between each tape strip.
- Seal the joints with neutral cure wet area silicone. Once the gap is filled, remove excess silicone using a soft flexible plastic spatula.




Note: Always refer to the instructions inside the Vistelle box.



PANEL TYPE	PANEL SIZES	■ Arctic	■ Mocha	■ Glacier	■ Rouge	■ Carbon	■ Blue Atoll
Kitchen Splashbacks	2600mm x 760mm x 4mm	*	*	*	*	*	*
Bathroom Splashbacks	2440mm x 1220mm x 4mm	*	*	*	*	*	*


EDGE PROFILES	INTERNAL CORNER	EXTERNAL CORNER	STRAIGHT JOINER	END CAP
800mm Length <small>(Kitchen Plastic Splashbacks only)</small>	2666899	2666900	2666901	2666902

revolution 
revolutionwoodpanels

 89 South Pine Road, Brendale
Queensland 4500, Australia

 www.revolutionwoodpanels.com.au

 sales@revolutionwoodpanels.com.au

 07 3205 9182



MADE IN AUSTRALIA



1. Oakmoore Pty Ltd ABN: 13 056 159 570 expressly disclaims any representations or warranties of any kind, whether express or implied, as to the accuracy, currency, completeness and/or the merchantability or fitness for a particular purpose of any information contained in or provided via this documentation and/or any service or product described or promoted in this document. 2. It is the customer's responsibility to thoroughly examine Vistelle by a qualified person, to determine whether it is suitable for the application it was purchased for. 3. The receiver of our products is fully responsible to check and to take into account possible third party's patent rights, as well as the existing laws in the country of installation prior to installing our product. 4. No liability may be derived from these images or statements nor from our free technical advice. 5. Due to the nature of the printing process, the colours depicted in this brochure may vary compared to the actual products' colour. 6. Printed colours and images are to be used as a guide only. 7. Oakmoore Pty Ltd reserves the right to change, add or remove colours and sizes without notice. 8. Vistelle is a registered trademark.